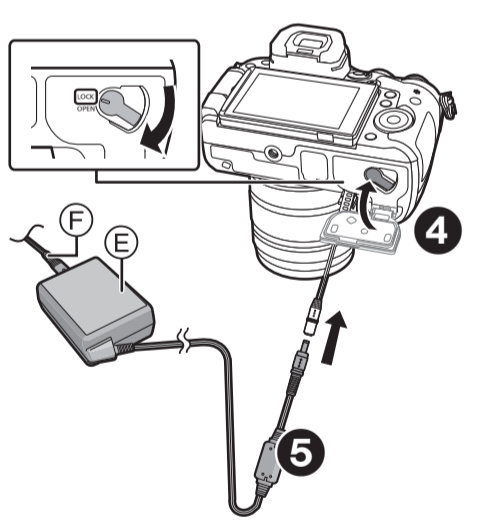
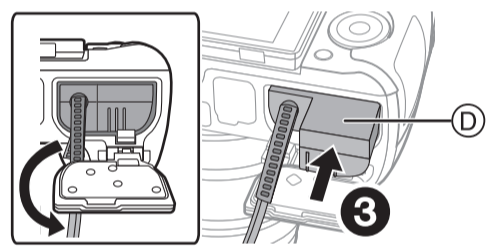
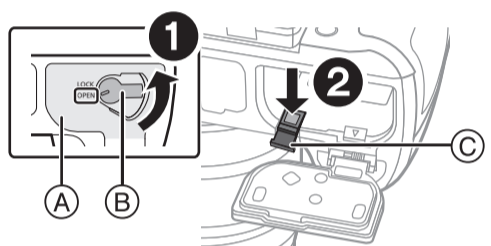


**取扱説明書  
Operating Instructions  
Manuel d'utilisation  
Bedienungsanleitung  
Istruzioni d'uso  
Instrucciones de funcionamiento  
使用説明書  
Инструкция по эксплуатации**

**DC カプラー  
DC COUPLER  
COUPLEUR C.C.  
DC-VERBINDUNGSSTÜCK  
DC COUPLER  
ADAPTADOR DC  
DC 電源組  
DC ПЕРЕХОДНИК**



パナソニック株式会社  
パナソニック エンターテインメント  
& コミュニケーション株式会社  
〒570-0021 大阪府守口市八雲東町1丁目10番12号

Panasonic Entertainment  
& Communication Co., Ltd.  
Web Site/Site Web: <http://www.panasonic.com>

© Panasonic Entertainment  
& Communication Co., Ltd. 2012

VQT4M84-4  
F0912WT4102

**日本語**  
品番 **DMW-DCC12**

このたびは、パナソニック製品をお買い上げいただき、まことにありがとうございます。

- 取扱説明書をよくお読みのうえ、正しく安全にお使いください。
- この取扱説明書は大切に保管してください。

このDCカプラーは、ACアダプターをデジタルカメラにつなげるものです。

- 最新の対応機種に関しては、デジタルカメラの取扱説明書、カタログもしくはホームページなどをご覧ください。
- 本機は防塵防滴構造ではありません。万一、水滴などがかかったときは、乾いた布でふいてください。

**■使いかた**

**準備：**

- デジタルカメラの電源を[OFF]にしてください。
- 電源コードをACアダプターと電源コンセントにつないでください。

**各部の名前：**

- Ⓐ: バッテリー扉
- Ⓑ: 開閉レバー
- Ⓒ: DC カプラー扉
- Ⓓ: DC カプラー
- Ⓔ: AC アダプター
- Ⓕ: 電源コード

**接続方法：**

- DMC-GH3の例で説明しています。
- ➊ 開閉レバーを矢印の方向 (OPEN側) にスライドさせて、バッテリー扉を開ける
- ➋ DCカプラー扉を開ける
  - 開けにくい場合は、内側からDCカプラー扉を押して開けてください。
- ➌ DCカプラーを向きに気をつけて入れる
  - 左図のようにケーブルを外に出してください。
- ➍ バッテリー扉を確実に閉じる。開閉レバーを矢印の方向 (LOCK側) にスライドさせてロックする
  - バッテリー扉を閉じるときに、ケーブルを挟まないようにお気をつけください。
- ➎ ACアダプターをDCカプラーにつなぐ

**■使用上のお願い**

- ご使用のデジタルカメラの取扱説明書を必ずお読みください。
- 必要がない場合は、DCカプラーをACアダプターとデジタルカメラから取り外しておいてください。
- 使用中はデジタルカメラが温かくなりますが、異常ではありません。

**■仕様**

この仕様は、性能向上のため変更することがあります。  
外形寸法： 約 幅39.3 mm × 高さ56.6 mm × 奥行き20.9 mm (ケーブル線部分を除く)

線長： 約120 mm  
質量： 約27 g

—このマークがある場合は—

**ヨーロッパ連合以外の国の廃棄処分に関する情報**  
このシンボルマークは EU 域内でのみ有効です。  
製品を廃棄する場合には、最寄りの市町村窓口、または販売店で、正しい廃棄方法をお問い合わせください。

**ENGLISH**  
Model No. **DMW-DCC12**

This DC coupler is intended to be used for connecting the AC adaptor and the digital camera.

- For the latest information on compatible devices, see the operating instructions, catalogue or website of the digital camera.
- This unit is neither dust-proof nor splash-proof. If by any chance water droplets, etc. are splashed on the unit, wipe them off with a dry cloth.

**■ How to use**

**Preparation:**

- Turn the camera off.
- Connect the AC cable to the AC adaptor and a wall outlet.

**Name of the Components:**

- Ⓐ: Battery door
- Ⓑ: Release lever
- Ⓒ: DC coupler cover
- Ⓓ: DC coupler
- Ⓔ: AC adaptor
- Ⓕ: AC cable

**How to connect:**

- DMC-GH3 is used as an example.
- ➊ Slide the release lever in the direction of the arrow and open the battery door.
- ➋ Open the DC coupler cover.
  - If the DC coupler cover is hard to open, push open from inside.
- ➌ Insert paying attention to the direction of the DC coupler.
  - Pull out the cable as shown in the left figure.
- ➍ Close the battery door firmly. Slide the release lever in the direction of the arrow and lock the battery door.
  - Be careful not to catch the cable when closing the battery door.
- ➎ Connect the AC adaptor to the DC coupler.

**■ Precautions for use**

- Be sure to read the operating instructions of your digital camera.
- If the DC coupler is not necessary, then remove it from the AC adaptor and the digital camera.
- The camera becomes warm during use. This is not a malfunction.

**■ Specifications**

Specifications are subject to change without notice.  
Dimensions: Approx. 39.3 mm (W)×56.6 mm (H)×20.9 mm (D) [1.55" (W)×2.23" (H)×0.82" (D)] (Except for cables)  
Cable length: Approx. 120 mm/4.72"  
Mass (Weight): Approx. 27 g/0.05952 lb

**-If you see this symbol-**

**Information on Disposal for Users of Waste Electrical & Electronic Equipment (private households)**

This symbol on the products and/or accompanying documents means that used electrical and electronic products should not be mixed with general household waste. For proper treatment, recovery and recycling, please take these products to designated collection points, where they will be accepted on a free of charge basis. Alternatively, in some countries you may be able to return your products to your local retailer upon the purchase of an equivalent new product. Disposing of this product correctly will help to save valuable resources and prevent any potential negative effects on human health and the environment which could otherwise arise from inappropriate waste handling. Please contact your local authority for further details of your nearest designated collection point. Penalties may be applicable for incorrect disposal of this waste, in accordance with national legislation.

For business users in the European Union  
If you wish to discard electrical and electronic equipment, please contact your dealer or supplier for further information.

**Information on Disposal in other Countries outside the European Union**  
This symbol is only valid in the European Union. If you wish to discard this product, please contact your local authorities or dealer and ask for the correct method of disposal.

**ONLY FOR U.S.A.**

**Panasonic Products Limited Warranty**

**Limited Warranty Coverage (For USA Only)**  
If your product does not work properly because of a defect in materials or workmanship, Panasonic Corporation of North America (referred to as "the warrantor") will, for the length of the period indicated on the chart below, which starts with the date of original purchase ("warranty period"), at its option either (a) repair your product with new or refurbished parts, (b) replace it with a new or a refurbished equivalent value product, or (c) refund your purchase price. The decision to repair, replace or refund will be made by the warrantor.

| Product or Part Name       | Parts   | Labor   |
|----------------------------|---------|---------|
| Digital Camera Peripherals | 1 Year  | 1 Year  |
| Digital Camera Accessories | 90 Days | 90 Days |
| Rechargeable Batteries     | 1 Year  | 1 Year  |

During the "Labor" warranty period there will be no charge for labor. During the "Parts" warranty period, there will be no charge for parts. This Limited Warranty excludes both parts and labor for non-rechargeable batteries, antennas, and cosmetic parts (cabinet). This warranty only applies to products purchased and serviced in the United States. This warranty is extended only to the original purchaser of a new product which was not sold "as is".

**Mail-In Service—Online Repair Request**

**Online Repair Request**

To submit a new repair request and for quick repair status visit our Web Site at <http://shop.panasonic.com/support>. When shipping the unit, carefully pack, include all supplied accessories listed in the Owner's Manual, and send it prepaid, adequately insured and packed well in a carton box. When shipping Lithium Ion batteries please visit our Web Site at <http://shop.panasonic.com/support> as Panasonic is committed to providing the most up to date information. Include a letter detailing the complaint, a return address and provide a daytime phone number where you can be reached. A valid registered receipt is required under the Limited Warranty.

**IF REPAIR IS NEEDED DURING THE WARRANTY PERIOD, THE PURCHASER WILL BE REQUIRED TO FURNISH A SALES RECEIPT/PROOF OF PURCHASE INDICATING DATE OF PURCHASE. AMOUNT PAID AND PLACE OF PURCHASE. CUSTOMER WILL BE CHARGED FOR THE REPAIR OF ANY UNIT RECEIVED WITHOUT SUCH PROOF OF PURCHASE.**

**Limited Warranty Limits and Exclusions**

This warranty ONLY COVERS failures due to defects in materials or workmanship, and DOES NOT COVER normal wear and tear or cosmetic damage. The warranty ALSO DOES NOT COVER damages which occurred in shipment, or failures which are caused by products not supplied by the warrantor, or failures which result from accidents, misuse, abuse, neglect, mishandling, misapplication, alteration, faulty installation, set-up adjustments, misadjustment of consumer controls, improper maintenance, power line surge, lightning damage, modification, introduction of sand, humidity or liquids, commercial use such as hotel, office, restaurant, or other business or rental use of the product, or service by anyone other than a Factory Service Center or other Authorized Servicer, or damage that is attributable to acts of God.

**THERE ARE NO EXPRESS WARRANTIES EXCEPT AS LISTED UNDER "LIMITED WARRANTY COVERAGE". THE WARRANTOR IS NOT LIABLE FOR INCIDENTAL OR CONSEQUENTIAL DAMAGES RESULTING FROM THE USE OF THIS PRODUCT, OR ARISING OUT OF ANY BREACH OF THIS WARRANTY.**

(As examples, this excludes damages for lost time, travel to and from the servicer, loss of or damage to media or images, data or other memory or recorded content. The items listed are not exclusive, but for illustration only.)  
**ALL EXPRESS AND IMPLIED WARRANTIES, INCLUDING THE WARRANTY OF MERCHANTABILITY, ARE LIMITED TO THE PERIOD OF THE LIMITED WARRANTY.**  
Some states do not allow the exclusion or limitation of incidental or consequential damages, or limitations on how long an implied warranty lasts, so the exclusions may not apply to you.  
This warranty gives you specific legal rights and you may also have other rights which vary from state to state. If a problem with this product develops during or after the warranty period, you may contact your dealer or Service Center. If the problem is not handled to your satisfaction, then write to:

Panasonic Corporation of North America  
Consumer Affairs Department 8th Fl.  
Two Riverfront Plaza  
Newark NJ 07102-5490

**PARTS AND SERVICE, WHICH ARE NOT COVERED BY THIS LIMITED WARRANTY, ARE YOUR RESPONSIBILITY.**

Product registration is not mandatory. Failure to complete the form does not affect the consumer's warranty rights.

**Shop  
Accessories!**  
for all your Panasonic gear  
Go to  
<http://shop.panasonic.com/support>

Get everything you need to get the most out of your Panasonic products  
Accessories & Parts for your Camera, Phone, A/V products, TV, Computers & Networking, Personal Care, Home Appliances, Headphones, Batteries, Backup Chargers & more...

**Customer Services Directory**  
For Product Information, Operating Assistance, Parts, Owner's Manuals, Dealer and Service info go to <http://shop.panasonic.com/support>

For the hearing or speech impaired TTY: 1- 877-833-8855

As of November 2021

**ONLY FOR CANADA**

**Panasonic Canada Inc.**

5770 Ambler Drive, Mississauga, Ontario L4W 2T3

**PANASONIC PRODUCT – LIMITED WARRANTY**

Panasonic Canada Inc. warrants this product to be free from defects in material and workmanship under normal use and for a period as stated below from the date of original purchase agrees to, at its option either (a) repair your product with new or refurbished parts, (b) replace it with a new or a refurbished equivalent value product, or (c) refund your purchase price. The decision to repair, replace or refund will be made by Panasonic Canada Inc.

|                            |                                    |
|----------------------------|------------------------------------|
| Digital Camera             | One (1) year, parts and labour     |
| Digital Camera Peripherals | One (1) year, parts and labour     |
| Digital Camera Accessories | Ninety (90) days, parts and labour |

This warranty is given only to the original purchaser, or the person for whom it was purchased as a gift, of a Panasonic brand product mentioned above sold by an authorized Panasonic dealer in Canada and purchased and used in Canada, which product was not sold "as is", and which product was delivered to you in new condition in the original packaging.

**IN ORDER TO BE ELIGIBLE TO RECEIVE WARRANTY SERVICE HEREUNDER, A PURCHASE RECEIPT OR OTHER PROOF OF DATE OF ORIGINAL PURCHASE, SHOWING AMOUNT PAID AND PLACE OF PURCHASE IS REQUIRED**

**LIMITATIONS AND EXCLUSIONS**

This warranty ONLY COVERS failures due to defects in materials or workmanship, and DOES NOT COVER normal wear and tear or cosmetic damage. The warranty ALSO DOES NOT COVER damages which occurred in shipment, or failures which are caused by products not supplied by Panasonic Canada Inc., or failures which result from accidents, misuse, abuse, neglect, mishandling, misapplication, alteration, faulty installation, set-up adjustments, misadjustment of consumer controls, improper maintenance, improper batteries, power line surge, lightning damage, modification, introduction of sand, humidity or liquids, commercial use such as hotel, office, restaurant, or other business or rental use of the product, or service by anyone other than a Authorized Servicer, or damage that is attributable to acts of God.

Dry cell batteries, printer ink cartridge and paper are also excluded from coverage under this warranty. Rechargeable batteries are warranted for ninety (90) days from date of original purchase.

THIS EXPRESS, LIMITED WARRANTY IS IN LIEU OF ALL OTHER WARRANTIES, EXPRESS OR IMPLIED, INCLUDING ANY IMPLIED WARRANTIES OF MERCHANTABILITY AND FITNESS FOR A PARTICULAR PURPOSE. IN NO EVENT WILL PANASONIC CANADA INC. BE LIABLE FOR ANY SPECIAL, INDIRECT OR CONSEQUENTIAL DAMAGES RESULTING FROM THE USE OF THIS PRODUCT OR ARISING OUT OF ANY BREACH OF ANY EXPRESS OR IMPLIED WARRANTY. (As examples, this warranty excludes damages for lost time, travel to and from the Authorized Servicer, loss of or damage to media or images, data or other memory or recorded content. This list of items is not exhaustive, but for illustration only.)

In certain instances, some jurisdictions do not allow the exclusion or limitation of incidental or consequential damages, or the exclusion of implied warranties, so the above limitations and exclusions may not be applicable. This warranty gives you specific legal rights and you may have other rights which vary depending on your province or territory.

**WARRANTY SERVICE**

For product operation, repairs and information assistance, please visit our Support page:

**[www.panasonic.ca/english/support](http://www.panasonic.ca/english/support)**

**FRANÇAIS**  
Modèle **DMW-DCC12**

Ce coupleur c.c. sert à raccorder l'adaptateur secteur à l'appareil photo numérique.

- Pour les plus récentes informations sur les dispositifs compatibles, consultez le manuel d'utilisation, catalogue ou site Web de l'appareil photo numérique.
- Ce coupleur c.c. n'est à l'épreuve ni de la poussière ni des éclaboussures. En cas d'éclaboussures d'eau, etc., essayez-le avec un chiffon sec.

**■ Comment l'utiliser**

**Préparatifs:**

- Mettez l'appareil photo hors marche.
- Raccordez le câble c.a. à l'adaptateur secteur et branchez-le dans une prise secteur.

**Noms des composants :**

- Ⓐ: Couverture du logement de la batterie
- Ⓑ: Levier de dégagement
- Ⓒ: Rabat du connecteur du coupleur c.c.
- Ⓓ: Coupleur c.c.
- Ⓔ: Adaptateur secteur
- Ⓕ: Câble c.a.

**Comment connecter :**

- DMC-GH3 utilisé à titre d'exemple.
- ➊ Faites glisser le levier de dégagement dans le sens de la flèche et ouvrez le couvercle du logement de la batterie.
- ➋ Ouvrez le rabat du connecteur du coupleur c.c.
  - Si le rabat du connecteur du coupleur c.c. est difficile à ouvrir, appuyez sur le rabat de l'intérieur pour l'ouvrir.
- ➌ Insérez le coupleur c.c. en faisant attention à son orientation.
  - Tirez le câble comme illustré dans la figure de gauche.
- ➍ Fermez bien le couvercle du logement de la batterie. Faites glisser le levier de dégagement dans le sens de la flèche et verrouillez le couvercle du logement de la batterie.
  - Prenez soin de ne pas accrocher le câble en fermant le couvercle du logement de la batterie.
- ➎ Connectez l'adaptateur secteur au coupleur c.c.

**■ Précautions d'utilisation**

- Assurez-vous de lire le manuel d'utilisation de votre appareil photo numérique.
- Si le coupleur c.c. n'est pas nécessaire, débranchez-le de l'adaptateur secteur et de l'appareil photo.
- L'appareil photo chauffe pendant l'utilisation. Ceci n'est pas un défaut de fonctionnement.

**■ Spécifications**

Les spécifications pourraient être modifiées sans préavis.  
Dimensions : Environ 39,3 mm (L)×56,6 mm (H)×20,9 mm (P) [1,55 po (L)×2,23 po (H)×0,82 po (P)] (sauf pour les câbles)  
Longueur du câble : Environ 120 mm/4,72 po  
Masse : Environ 27 g/0,05952 lb

**-Si vous voyez ce symbole-**

**Informations relatives à l'évacuation des déchets, destinées aux utilisateurs d'appareils électriques et électroniques (appareils ménagers domestiques)**

Lorsque ce symbole figure sur les produits et/ou les documents qui les accompagnent, cela signifie que les appareils électriques et électroniques ne doivent pas être jetés avec les ordures ménagères. Pour que ces produits subissent un traitement, une récupération et un recyclage appropriés, envoyez-les dans les points de collecte désignés, où ils peuvent être déposés gratuitement. Dans certains pays, il est possible de renvoyer les produits au revendeur local en cas d'achat d'un produit équivalent. En éliminant correctement ce produit, vous contribuerez à la conservation des ressources vitales et à la prévention des éventuels effets négatifs sur l'environnement et la santé humaine qui pourraient survenir dans le cas contraire. Afin de connaître le point de collecte le plus proche, veuillez contacter vos autorités locales. Des sanctions peuvent être appliquées en cas d'élimination incorrecte de ces déchets, conformément à la législation nationale.

**Utilisateurs professionnels de l'Union européenne**  
Pour en savoir plus sur l'élimination des appareils électriques et électroniques, contactez votre revendeur ou fournisseur.

**Informations sur l'évacuation des déchets dans les pays ne faisant pas partie de l'Union européenne**  
Ce symbole n'est reconnu que dans l'Union européenne. Pour vous débarrasser de ce produit, veuillez contacter les autorités locales ou votre revendeur afin de connaître la procédure d'élimination à suivre.

**For France only/ Pour la France uniquement**

**Cet appareil se recycle**

A DÉPOSER EN MAGASIN OU A DÉPOSER EN DÉCHÈTERIE

Points de collecte sur [www.quefairemedesdechets.fr](http://www.quefairemedesdechets.fr)  
Privilégiez la réparation ou le don de votre appareil !

